

Welcome to the Happy Talk Monkey Pack!



Happy Talk is a part of the HSE Speech and
Language Therapy Service.

Happy Talk seeks to support language, literacy and
learning skills of young children.

Welcome to the Happy Talk Monkey Pack!

This pack contains ideas and activities to play and use at home to help develop early language, literacy and learning skills.

We hope you enjoy these resources, and send photos of your drawings, make and do, and stories to us by email to aoife.oshea@hse.ie, by text or Whatsapp to 0876440177 or on Facebook (Happy Talk).

We look forward to seeing our regular Happy Talkers again in Cork City! Please note however, we are happy for this resource to be shared far and wide, and hope as many people as possible enjoy it.

All materials used in this pack are either generated by Happy Talk - HSE or are free to download online.

The activities in this pack are intended for children aged approximately 4 - 8 years. However that doesn't mean some of these activities can't be enjoyed by kids of all ages; even grown up kids!

We wish to thank the students and staff of UCC Speech and Language Therapy Dept. for helping to make these packs possible.

Happy Talk Mindful Moments

Happy Talk Mindful Moments are a chance to take a time out and to settle or energise your brain and body. Learning to pay attention can build great listening and learning skills. In these times it is normal to feel a little worried, and so a Happy Talk Mindful Moment is a great way to remain calm.



Monkey Sounds Mindful Moment

In this week's Mindful Moment we are going to pretend that we are monkeys & make some monkey sounds. First let's move our body to pretend we are monkeys. Crouch down & let your arm hang loose. Take 3 deep breaths to warm up for your monkey act. We will practice some short monkey sounds. Move your arms like a monkey or gorilla as you make these monkey sounds!

Oo! Oo! Oo! Oo! Taking short breaths between each Oo!

Ah! Ah! Ah! Ah! Taking short breaths between each Ah!

Uh! Uh! Uh! Uh! Taking short breaths between each Uh!

Ee! Ee! Ee! Ee! Taking short breaths between each Ee!

To finish our Mindful Moment wake up your body by beating your chest like a gorilla and make your favourite sounds out loud!

Wow! It sounds like we are in the jungle!

Monkey Rhymes and Songs

The Climbing Funky Monkey

(To the tune of Incy Wincey Spider)

The climbing funky monkey climbed up the coconut tree,

(Pretend to climb up a tree!)

Down came a coconut and hit him on his knee,

(Look up and try to move out the way of the coconut!)

OUCH!

(Hold your knee!)

Along came a lion, shaking his mighty mane,

(Pretend to be a roaring lion!)

And the climbing funky monkey climbed up the tree again!

(Quick! Climb up the tree again!)



Let's turn the Climbing Funky Monkey into a listening game!

1. Sing this rhyme together and play a 'Freeze' game.
2. Pick a leader and everyone must look at them with their eyes.
3. Sing and act out the song together.
4. When the leader puts their hand up, all the monkeys must freeze and stop singing.
5. Any silly monkey who doesn't freeze is out, but must keep singing. The last monkey standing is the winner!

5 Little Monkeys Swinging in the Tree

&

Alligator, Alligator Feeling Kind of Funny!

These two rhymes go together. They are like the first and the second part of a story.

For these two rhymes we will pretend to be Alligators! Spread your arms wide like an alligator's mouth and snap them shut! Wow! What big teeth you have!

5 Little Monkeys Swinging in the Tree

You are a very hungry alligator. First, let's see can you catch all the monkeys and gobble them up? Here we go!

5 little monkeys swinging in a tree,

(Swing your arms)

Along comes Mr. Alligator, Quiet as can be,

(Ssshhh - finger on lips)

Teasing Mr. Alligator, 'You can't catch me!'

(Thumb on nose, jiggle fingers!)

Aaaaaand SNAP! A monkey fell from the tree!

(Open wide & snap your arms shut!)


Keep going until you have caught all the monkeys!

4 little monkeys swinging in a tree... 3... 2... 1...



Alligator, Alligator Feeling Kind of Funny!

5 monkeys is too much for any
alligator!
Is your alligator tummy stuffed?
It must be!
Let's get those monkeys out of there!



Alligator, alligator, feeling kind of funny,
(Rub tummy)
'I think I have 5 monkeys jumping in my tummy!'
(Gently bounce hands on tummy!)
Alligator, alligator, open up your mouth,
(Open your mouth as wide as you can!)
And you will find a monkey might jump out!
(Big jump!)

Keeping going until the alligator's tummy is empty!


Alligator, Alligator, feeling kind of funny,

'I think I have 4 monkeys...' 3 monkeys.... 2 monkeys... 1 monkey...



Five Little Monkeys Jumping on the Bed

Can you draw 5 monkey faces and cut them out for this game? If you can, stick something to each monkey to give them some weight, a small coin or piece of pasta would do. You will also need a tea towel or pillowcase! If you spread out and hold the four corners of the towel or pillowcase tight, you can make a bouncy bed. Put your monkeys on the 'bed' and make them jump!



5 little monkeys jumping on the bed,
One fell off and bumped his head
Mammy called the doctor, and the doctor said
"No more monkeys jumping on the bed!"
(Don't forget to use your cross voice and face!)



4... 3... 2...



1 little monkey jumping on the bed,
She fell off and bumped her head,
Mammy called the doctor, and the doctor said
"Put those monkeys right to bed!"



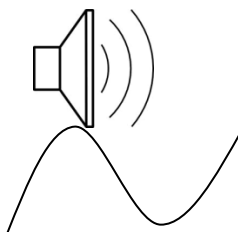
Rhyme Time Voices and Games

Say the rhymes using the following games and activities.

Whisper




Loud-Soft-Loud



Laughing



Robot Voice



Silly Voice



Slow Motion



When it gets a bit easier try these games:

Tap/drum/clap
out each beat



Tap/drum/clap
out each word



Say every second
word with your
child



Leave words and see
can your child fill the gaps



Make mistakes and
see does your child
spot them



Happy Talk Listening Rules


Look with your eyes

Listen with your ears

Mouth is closed

Feet on the ground

Hands are still



The Monkeeeeeeeey Listening Game

For this game we must really 'Listen with our ears.'

We will be listening for end sounds. Let's try to find some before we get started. Say each of these words and make the end sound really long, or say the end sound lots of times.

Banana:	Bananaaaaaaaa	aa aa aa	(Ah!)
Eat:	Eat	t t t t t	(T!)
Monkey:	Monkeeeeeeeeyy	ee ee ee	(Ee!)
Climb:	Climmmmmmb	mm mm mm	(Mm!)
Jump:	Jump	p p p p p	(P!)



Now that you are very good at finding end sounds, the leader in this game must look around the room and call out something they can see. Work out the end sound in your head and put your hands on your head when you have it! Don't call it out; you'll give the answer away! The leader will check to see who had it right.

To make this game even trickier the leader can ask someone to come up with a word that that starts with the end sound you just found. Listen with your ears to see if they got it right!

How to Make a Monkey Mask

1. Can you see all the things you will need by looking at the picture? A paper plate or two, string, a scissors and colours.
2. Take the paper plate (or any card will do, a shoe box, cereal box) and cut a big circle out.
3. Cut out 2 small holes on either side of the circle, slide a piece of string through these holes and tie a knot so the mask will stay on your head. Tie one side first and then the other so you can measure around your head and the mask won't fall off.
4. With help from a grown up, cut out two circles for your eyes so you can see where you're going as a monkey. A trick to cutting circles is to briefly fold the card and cut a half circle on the fold, when you unfold it, it will be a circle! Practice this trick on a piece of paper first!
5. Draw your monkey's face: What does he need?
6. Then cut out two more BIG circles and add these to the side for the monkey's ears.
7. Colour in your monkeys face.
8. You could give her some hair by drawing or using wool, pipe cleaners, rope, or anything else you can think of.
9. If you want, decorate him with stickers and colours.
10. Don't forget to give your monkey a name!



Help the Thinking Monkey Figure Out

'What am I?'

I'm long, and really fluffy. I have lots of hair and you can use me to swing.

A Tail

Lots of animals live in me. I mind them and keep them safe. People can visit me to see wildlife here.

A Zoo



I'm really big and have lots of black hair on my face and arms. I am not a monkey. Sometimes I stand up and bang my chest when I'm angry.

A Gorilla

Monkeys love to eat me. I am yellow and long. I have lots of potassium in me.

A Banana


This is where monkeys live in the wild. There are lots of trees here and lots of other animals.

The Jungle


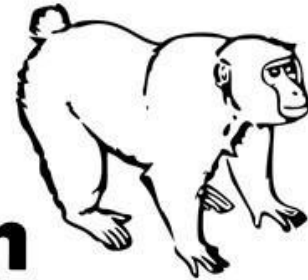
People know me for my pink bottom. I have a really long nose and sometimes its pink. I was Rafiki in the Lion King.

A Baboon

Name: _____



Monkey Word Search



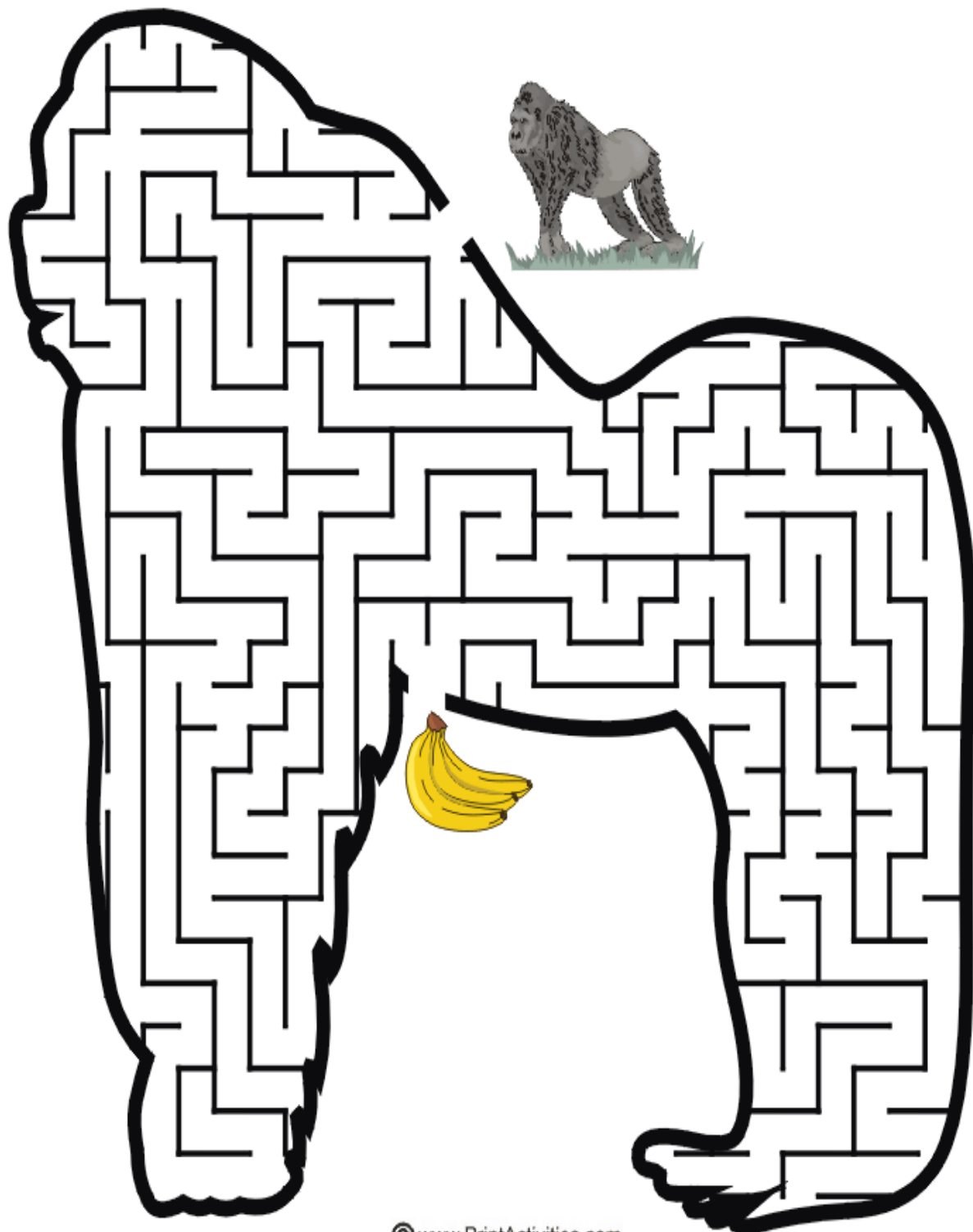
AFRICA
MONKEY
SWING
BANANA
CHIMPANZEE

GIBBON
MANDRILL
BABOON
TAMARIN
PYGMY

RAINFORESTS
ORANGUTANS
LANGUR
JUNGLE
PRIMATES



Monkey Maze



Guess Who?

You will need a partner to play this game.


1. Look at the pictures below and pick your favourite one. Don't tell anyone which picture you picked.
2. Give your partner clues to help them figure out what is your favourite picture. But, you can't say what it is!

You can use these hints to help you make up some clever clues.

Always start with clue **No. 1 What group does it belong to?**

Examples of groups: Food, Fruit, Vegetables, Clothes, Toys, Transport, Furniture, Things in the Kitchen, Things that Grow, People, Places

- Where would you find it?
- What do you do with it?
- What parts does it have?
- What colour is it?
- What shape is it?
- What size is it?
- What sound does it start with?



To continue playing this game cut up pictures from magazines or catalogues.

Where is the Monkey?

Fill in the blanks


Use these position words to finish each sentences:

under, next to, in front, on, under



1. The monkey is ____ the rock.

2. The monkey is ____ the tree.




3. The monkey is ____ the rock.



4. The monkey is _____
the rock.

5. The monkey is
_____ the river.



Answers

1. The monkey is **on** the rock.
2. The monkey is **under** the tree.
3. The monkey is **behind** the rock.
4. The monkey is **in front of** the rock.
5. The monkey is **next to** the river.

Let's Learn and Talk About Monkeys!

Let's learn all about monkeys! See all the facts below. Then we're going to talk about them! After you have learned all about monkeys let's show off all you have learned!

Pick someone to tell what you have learned.

If they live in your home talk to them. But if they don't, call them on the phone, or do a video chat, or write them a letter. Tell them all the things you have learned about monkeys!

You could start with:



Hello _____!


I have been learning all about monkeys. Can I tell you all about them? Did you know...

And tell them what you have learned!




You could also use these questions to test a grown up to see if they know their monkey business or make a Monkey Business Quiz! Use the pictures to help you remember!

If you are writing a letter don't forget to draw some pictures of your own!




All About Monkeys (Easy)

Where do monkeys live?	In the JUNGLE In the FOREST In the TREETOPS	
What do monkeys eat?	Monkeys eat BANANAS, NUTS, FRUIT, SEEDS, LEAVES, FLOWERS, INSECTS	
What do monkeys look like?	Monkeys have BIG EARS Monkeys have a LONG TAIL Monkeys have a FACE like us Monkeys have FUZZY FUR	
What do monkeys do?	Monkeys like to PLAY Monkeys like to CLIMB Monkeys like to SWING Monkeys like to JUMP Monkeys like to MAKE SOUNDS Monkeys like to SPEND TIME WITH THEIR FAMILY	

All About Monkeys (Tricky)

<p>Do monkeys talk?</p>	<p>Monkeys don't speak words, but that doesn't mean they don't communicate. Baboons have a "language" of more than 30 sounds. They communicate through actions such as shrugging and lip smacking, too.</p>	
<p>Do monkeys know any maths?</p>	<p>Monkeys can understand written numbers and can even count.</p>	
<p>Why is a monkey's tail so important?</p>	<p>A monkey's tail helps with, touching, reaching, balancing and climbing. At the tip of the tail there is a patch of bare skin. It acts like a human's fingertips. It is sensitive to touch and also has tiny ridges that give the tail a better grip. Of course Mammy monkeys think tails are very useful too!</p>	

All About Monkeys (Tricky)

<p>Do monkeys go to bed at night?</p>	<p>Almost all of them. The owl monkey (night monkey) is the only nocturnal monkey; they stay awake during the night, and sleep during the day. All monkeys are good at taking naps though!</p>	
<p>Do monkeys always hang out in groups and families?</p>	<p>Almost always, yes! A group of monkeys can be called a troop, a pack, a barrel, a carload, a cartload, or a tribe.</p>	
<p>Do monkeys go to the dentist?</p>	<p>No, but scientists have seen female monkeys teaching their young how to clean their teeth and even how to floss!</p>	
<p>What are Old World and New World Monkey?</p>	<p>Monkeys are often divided into Old World and New World monkeys, depending on where they live in the world. The New World monkeys live in the Americas. The Old World monkeys live in Asia and Africa.</p>	

Where do I belong?

Take three sheets of paper, or post-its and write these three headings to make three groups.

Monkeys sit or
swing on me...



Monkeys live
with me in the
Jungle...




Monkeys eat
and drink me...



Draw a picture on each page to remind you what the groups are e.g. a tree, a lion and a monkey. On the next pages there are lots of words waiting to be organised into these three groups.

Call out each word or look at each picture below one and by one and decide what group do they belong in.

Be careful! We are trying to trick you! We put some words/pictures in there that do not belong in any of these groups. Can you work out what group these things belong to?




Banana



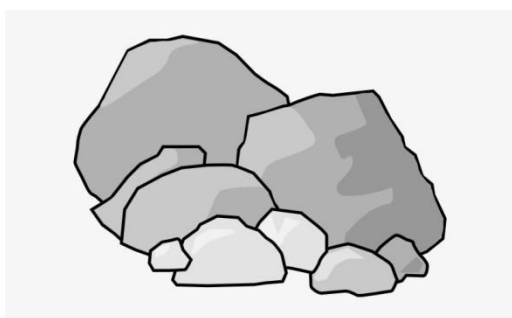
Flowers



Tiger



Vines



Rocks



Nuts



Tree Stump




Apple



Snake




Chair



Insects



Monkey
nuts



Goat



Cow




Couch



Grapes



Parrot



Lizard



Tree

Branch of a tree



Maizy the Monkey Says!

This game is like Simon Says, but instead of Simon, Maizy the Monkey is in charge. Everyone at home can play this game. Take it in turns to pretend to be Maizy. When it's your turn to be Maizy you are the boss of the game!

Remember, if Maizy doesn't say it, you shouldn't do it.

Some ideas:

Maizy the monkey says touch your toes.

Maizy the monkey says jump up and down

Maizy the monkey says spin around



Some trickier ideas:

Maizy the monkey says brush your hair before you kiss your hand.

Maizy the monkey says first jump up and down, then spin around

Some even trickier ideas:

Maizy the monkey says before you close your eyes and clap your hands

Maizy the monkey says, first touch the floor, next touch the chair, then spin around twice.

How many ideas can YOU come up with?

Problem Solving Stories

		
First	Next/ Then	Last
Mary the Monkey has very good manners... most of the time. She says please and thank you, and always waits her turn.	However, Mary has one bad habit. She thinks it was very funny to stick out her tongue at people, even at people she doesn't know!	Her family keep telling her this is rude, and they can see how surprised some people are. But, Mary thinks it's too funny and she doesn't stop.
<p>Day 1. After reading the story...</p> <p>What will Mary's family do next?</p> <p>What will they say to her?</p> <p>How will they help her remember?</p>		
<p>Day 2. Show the picture only...</p> <p>Can you remember who was in this story?</p> <p>What happened first, next and last?</p> <p>Do you have any more ideas for Mary?</p>		

Problem Solving Stories



First	Next/ Then	Last
Seán the Monkey loves to sing and dance. He has a great voice! On his birthday he asked for earphones for his birthday so he can listen to music.	All weekend he was listening to music so loud in his earphones that he kept shouting at everyone. He didn't realise how loud he was.	His family kept telling him to be quiet but he kept forgetting. They were annoyed with him, even though it was his birthday weekend.

Day 1. After reading the story.

What will Seán's family do next?

What will they say to him?

How will they help him remember?


Day 2. Show the picture only.

Can you remember who was in this story?

What happened first, next and last?

Do you have any more ideas for Seán?

Problem Solving Stories

		
First	Next/ Then	Last
Fiona the Monkey tells the best stories. They are funny and make her friends laugh. But Fiona has one problem; she finds it hard to listen.	When someone else is talking to Fiona she talks over them, and she doesn't wait for her friends to answer her questions, she just keeps talking.	Fiona's friends wish she would listen to what they have to say. They have good stories too. They wish she would take turns with them when they are chatting.
<p>Day 1. After reading the story.</p> <p>What will Fiona's friends do next? What will they say to her? How will they help her remember?</p>		
<p>Day 2. Show the picture only.</p> <p>Can you remember who was in this story? What happened first, next and last? Do you have any more ideas for Fiona?</p>		

Problem Solving Stories



First	Next/ Then	Last
Cian the Monkey eats his lunch every day. He eats his fruit and vegetables. He even eats his insects. The problem is Cian is eating something else too!	Cian picks his nose. He explores his nostrils and finds lots of snogs! AND, he doesn't wash his hands. His teacher is worries that he is not being safe.	Cian's teacher has told him to stop picking his nose, and every time she sees him picking she sends him to wash his hands. But, he still hasn't stopped!
Day 1. After reading the story. What will Seán's family do next? What will they say to him? How will they help him remember?		
Day 2. Show the picture only. Can you remember who was in this story? What happened first, next and last? Do you have any more ideas for Seán?		

Problem Solving Stories









First	Next/ Then	Last
Sadie the Monkey loves to dance and play. She has a great imagination and comes up with new games every day. But, when Sadie is playing she is very loud.	Sadie knows how to shout and shriek and cry and roar and howl and woop and squawk and yell and scream! She gets very excited when she is playing.	Sometimes Sadie's family and friends have sore ears from all the noise. They tell her to be quiet but she forgets when she gets excited.
<p>Day 1. After reading the story.</p> <p>What will Sadie's family do next? What will they say to her? How will they help her remember?</p>		
<p>Day 2. Show the picture only.</p> <p>Can you remember who was in this story? What happened first, next and last? Do you have any more ideas for Sadie?</p>		

Move Like an Animal!


Draw out some animal movement cards and glue or tape one to each of the six sides of a square tissue box. Take turns tossing the box and acting like the animal on top.

If you don't have a tissue box don't worry! You can also flip these cards upside down and take turns flipping them over.

Here's some ideas to help you!

<p>Walk like a monkey: walk on hands and feet!</p> 	<p>Stomp like an elephant!</p> 	<p>Balance on one leg like a flamingo!</p> 
<p>Hop like a frog!</p> 	<p>Stretch and reach like a giraffe!</p> 	<p>Roar like a lion, show your teeth!</p> 


The Burmese Sneezing Monkey, sneezes whenever it rains.




UNPOPULAR BABOONS HAVE NO ONE TO CLEAN THEM.



The Moustached Emperor Tamarin is believed to have been named for German Emperor Wilhelm II. Both have impressive moustaches.



Just like use Monkeys us lots of facial expressions. You can often tell what they're thinking just by looking at their face.



Can you think what this guy is thinking?

why did we order appetizers.



TARSIER EYES ARE BIGGER THAN THEIR STOMACHS.

Jungle and Rainforest I Spy and Count to 20 Checklist

Count the number of each type of jungle and rainforest creature and write the numeral in the box.

tigers



gorillas



pandas



iguanas



parrots



pythons



butterflies



orangutans



ants



sloths



Jungle and Rainforest I Spy and Count to 20



Jungle and Rainforest

I Spy and Count to 20 Answers

Count the number of each type of jungle and rainforest creature and write the numeral in the box.

13

tigers



10

gorillas



16

pandas



5

iguanas



4

parrots



11

pythons




7

butterflies



18

orangutans



1

ant



9

sloths



Monkey Senses, Monkey Guesses

Write down the names of all your favourite movies. Cut up the list so you have lots of small pieces of paper with a movie name on each one.

In every round in this game pick one Actor and everybody else are the Players. In every round pick a sense that you have to do without. Will it be No Speaking, No Hearing or No Looking?


The Actor picks a movie and helps the Players guess what it is.

Whoever guesses gets a point!

No Speaking: The Actor cannot say anything, make any sounds or sing any songs. Try drawing or acting it out! The Players have to pay attention to what they can see.



No Hearing: The Players must block / close their ears and try to guess just by looking at the Actor. Try miming or acting it out! Don't forget Players, the Actor can hear you! Ask questions to help you work it out!




No Looking: The Players have to close their eyes and the Actor has to give clues only by speaking or singing or making sounds. No actions or drawings!



Spot the Differences!

These cheeky monkeys have changed 10 things in this picture!
Can you spot them all?



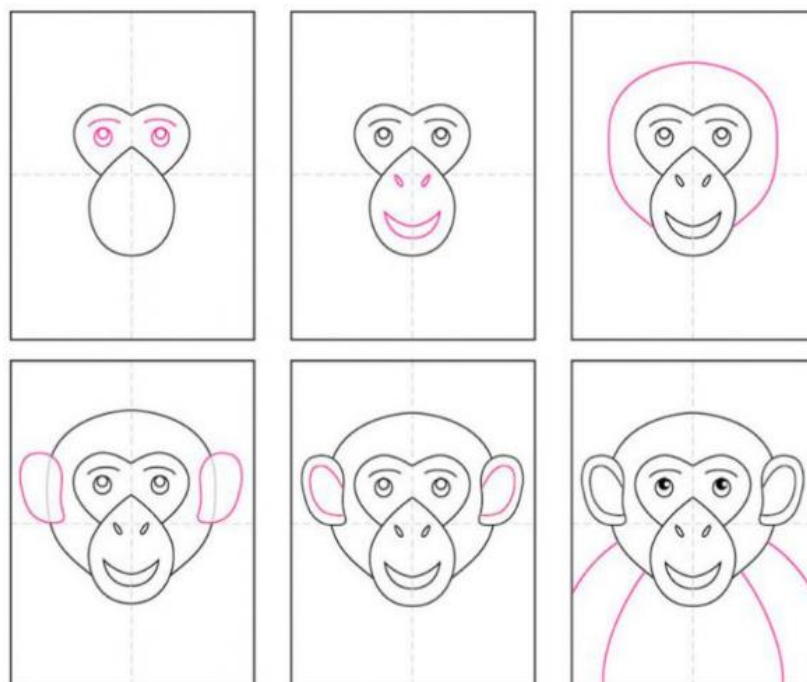

Answer:



Feed the Hungry Monkey

Use the template provided to make a mouthy monkey (or draw your own using the step by step below!)

Make sure the mouth is nice and big so you can feed your monkey! Cut out the mouth and colour your monkey in.



Feed the Hungry Monkey

Thin about what we will feed the Hungry Monkey.













Get a Aldi, Dunnes, Lidl, Supervalu or Tesco brochure. Cut out all the pictures of food.

You can also draw your own foods to feed the monkey! What foods can you think of? See the pictures below for some ideas.













Take turns feeding the Hungry Monkey groups of foods, such as:

- Feed the monkey all the fruit
- Feed the monkey all the food that is orange
- Feed the monkey what you would eat in the cinema
- Feed the monkey what you would eat for breakfast
- Feed the monkey all the dairy products
- Feed the monkey food you could take on a picnic
- Feed the monkey food you can eat for dinner
- Feed the monkey all the food that is soft
- Feed the monkey all the food that is green
- Feed the monkey all the food that is sweet
- Feed the monkey food you can take for your lunch
- Feed the monkey food that is hard
- Feed the monkey all the food that is healthy
- Feed the monkey all the food that is crunchy

Feed the Hungry Monkey

<p>Cupcake</p> 	<p>Banana</p> 	<p>Orange</p> 	<p>Milk</p> 
<p>Chocolate</p> 	<p>Chicken</p> 	<p>Pizza</p> 	<p>Cheese</p> 
<p>Chips</p> 	<p>Carrot</p> 	<p>Broccoli</p> 	<p>Eggs</p> 


Feed the Hungry Monkey

<p>Orange Juice</p> 	<p>Sausages</p> 	<p>Bread</p> 	<p>Tea</p> 
<p>Popcorn</p> 	<p>Potato</p> 	<p>Apple</p> 	<p>Yogurt</p> 
<p>Pancakes</p> 	<p>Burger</p> 	<p>Grapes</p> 	<p>Ice Cream</p> 

Funny Monkey!

Q: What did the monkey say when he cut off his tail?

A: It won't too long now.



Q: What do you call a monkey with a wizard hat and wand?

A: Hairy Potter!

Q: What do you call a monkey with a banana in each ear?

A: Anything you want, it can't hear you!



Funny Monkey



**Q: What kind
of monkey
flied?**

**A: A hot air
baboon!**

**Q: Why don't
monkeys play cards
in the jungle?**

**A: There are too
many cheetahs out
there!**



**Q: How do monkeys
get down the
stairs?**

**A: They slide down
the banana-ster!**